

Auxiliary Lighting System

Instructions for assembly

FEATURES:

- Computer designed optics
- Multi coated lacquered reflector
- Upgradeable to higher wattage bulbs
- Multi-position fastening system – mount from any angle
- Wire harness is heavy duty – provided with waterproof connectors
- Simple hook up – optional remote switch system

THIS KIT INCLUDES:

- 1 - Wiring Harness
- 1 - Light Switch
- 2 - Halogen Bulbs
- 1 - Red Tap Splice Connector
- 2 - Light Units

PLEASE NOTE:

These lights meet or exceed all existing federal, state or provincial laws. The lights must be wired in accordance with these laws when used on public roads. Please note:

The fog lights will only be activated when the headlights are on low beam and will shut off automatically if the high beams are turned on.

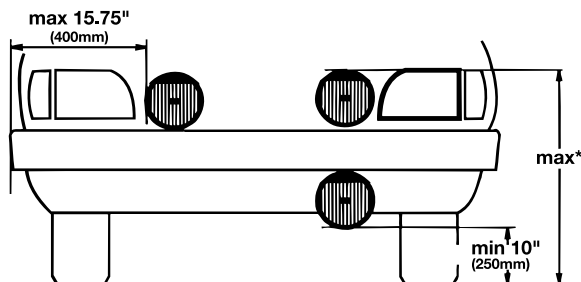
The driving lights will only be activated when the headlights are on high beam & will shut off automatically if the low beams are turned on.

IMPORTANT! - Read This First

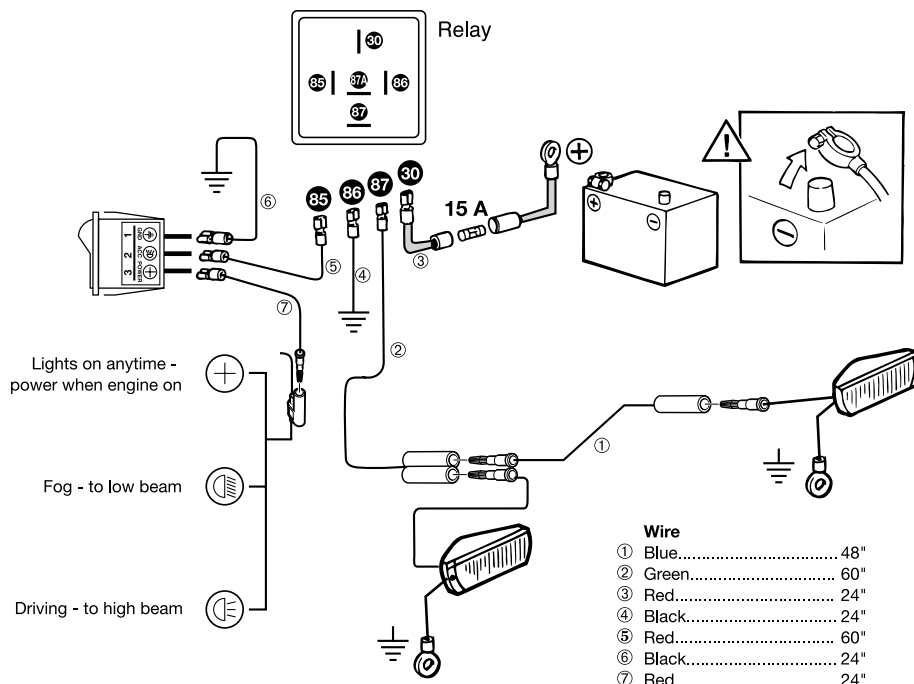
- Detach the (-) negative cable from the battery before starting the work of assembly.
- Make sure that the new leads are properly fastened, and that there is no risk of them coming into contact with moving or heat-emitting components such as cooling fans or exhaust pipes.
- Fit the relay for the lamps in a suitably protected position in engine compartment.
- Do not allow fingers to come into contact with the glass of the bulbs.
- The lamps must be mounted symmetrically.
- Fog lamps should only be used in fog, heavy rain or when it is snowing.
- Fog lamps should be used together with the vehicle's side lights, and should be controlled by means of a separate switch in the interior of the vehicle.

ADJUSTING THE BEAM

- Check that the lamps are properly fastened and cannot be displaced.
- For best results it is always a good idea to have the beam adjusted by a qualified workshop mechanic.

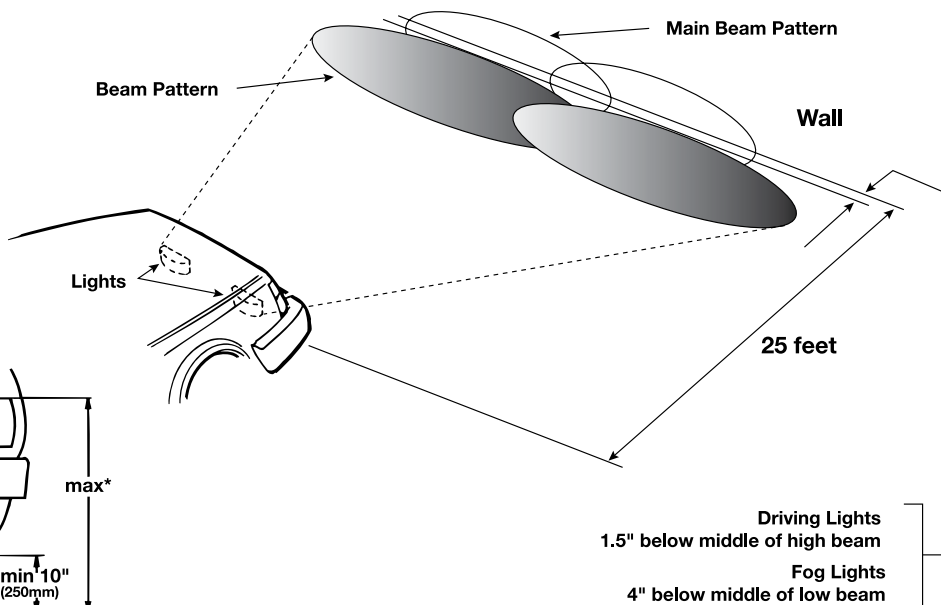


*Do NOT mount lights higher than headlights



Wire

① Blue.....	48"
② Green.....	60"
③ Red.....	24"
④ Black.....	24"
⑤ Red.....	60"
⑥ Black.....	24"
⑦ Red.....	24"



Driving Lights
1.5" below middle of high beam
Fog Lights
4" below middle of low beam